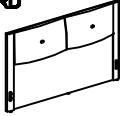

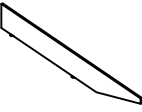

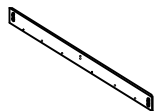















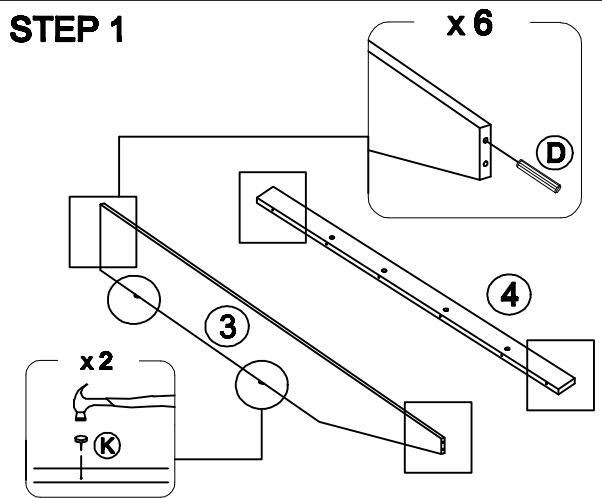
# ASSEMBLY INSTRUCTION

## ANIKA FULL DOUBLE BED

NO.	PART LIST	QTY
1	HEADBOARD 	1 PC
2	SIDE RAIL 	2 PCS
3	BED SHELF SUPPORT 	1 PC
4	FOOTBOARD SUPPORT 	1 PC
5	FOOTBOARD 	1 PC
6	BED SHELF 	4 PCS
7	WOOD LEG 	2 PCS

NO.	HARDWARE LIST	QTY
A	CB Screw M4 x 32mm 	32 PCS
B	CB Screw M4 x 16mm 	8 PCS
C	L - BRACKET 	2 PCS
D	PLASTIC DOWEL M8 x 25mm 	6 PCS
E	MINIFIX BOLT 	4 PCS
F	MINIFIX CAM 	4 PCS
G	CORNER BLOCK 	2 PCS
H	PLASTIC 	2 PCS
I	ALLEN WRENCH M4 	1 PC
J	ALLEN WRENCH M5 	1 PC
K	LEG NAIL 	5 PC

### STEP 1



### STEP 2

