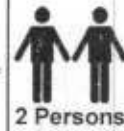


ASSEMBLY INSTRUCTION FOR 45-6788-FBD-AF-LVL-76"

Note:

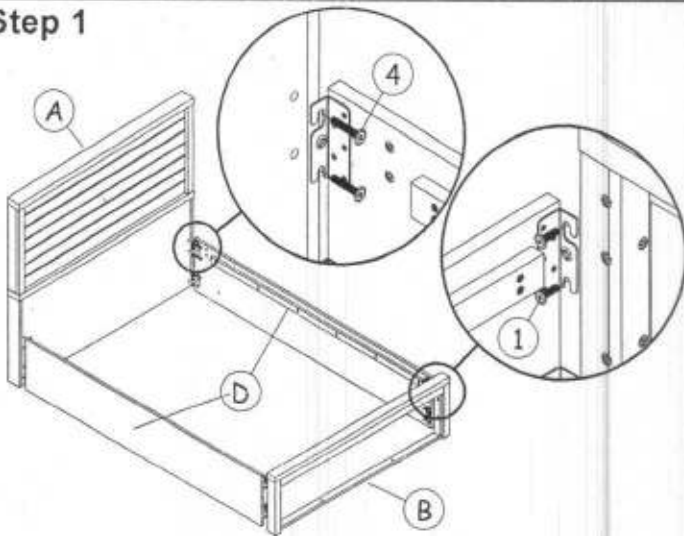
- Read instructions carefully.
- Carefully identify each component especially those that are similar.
- Separate and identify each component from the hardware pack and rest each one in its proper location before fastening.
- Do not over tighten the screws or bolts when assembling.



TOOL REQUIRED

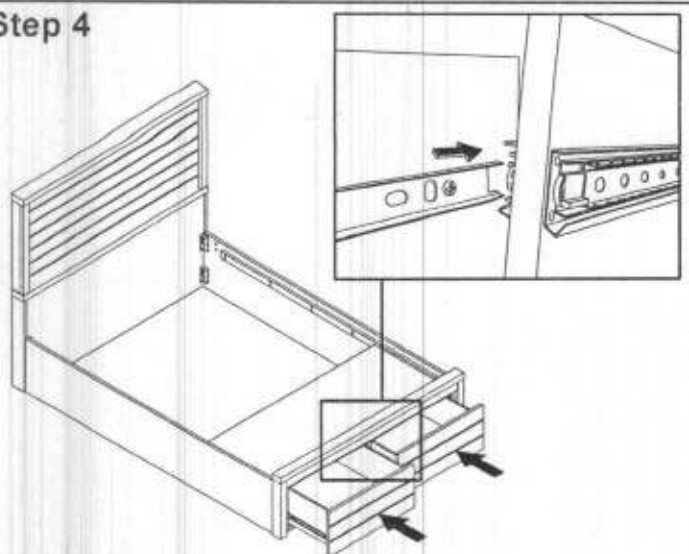


Step 1



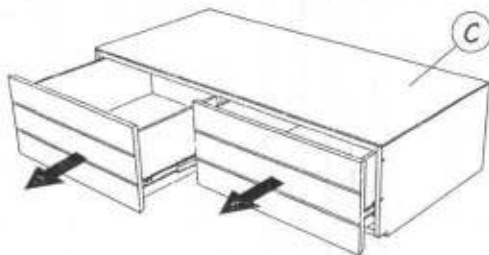
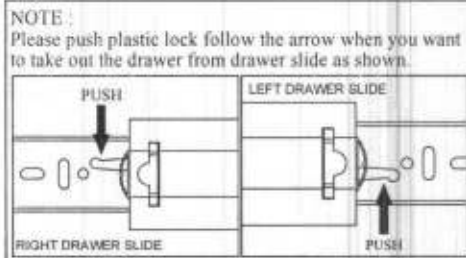
Fix headboard & footboard frame to the side rails with bolts '1' & '4' as shown. **Important note : Do not tighten the bolts yet!**

Step 4



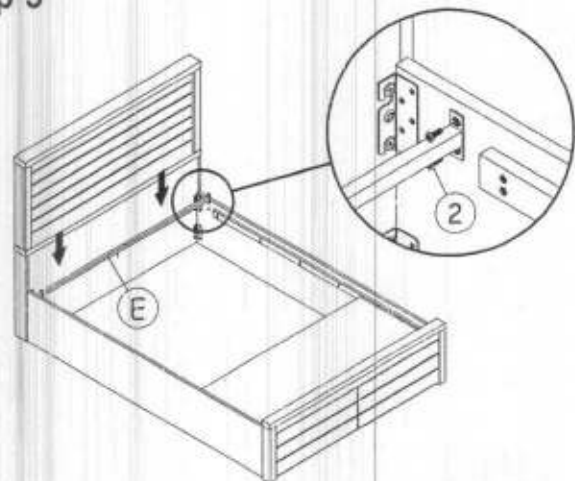
To insert back drawer into the box, please put drawer to the drawer slide as shown and push it slowly.

Step 2



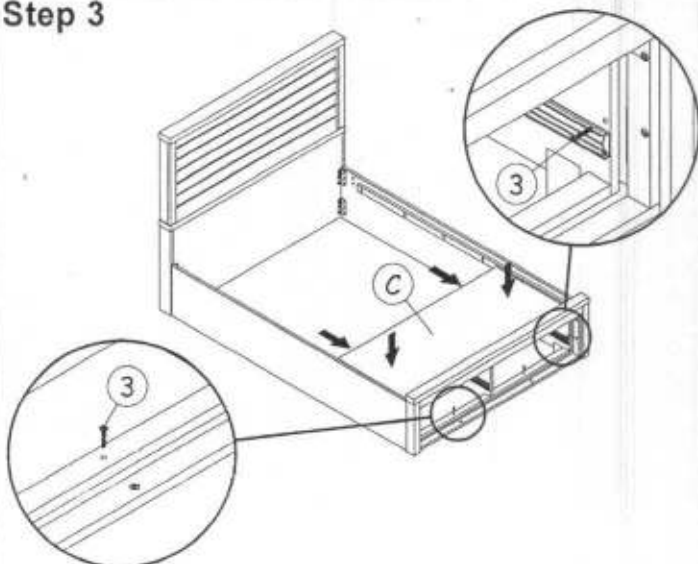
Before assemble footboard drawer to the footboard frame, please take out the drawer box first.

Step 5



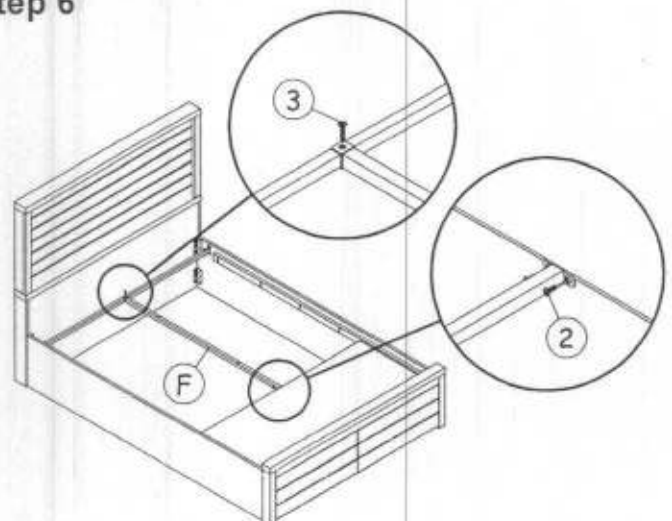
Fix cross bar 'E' to the side rail with bolts '2' as shown.

Step 3



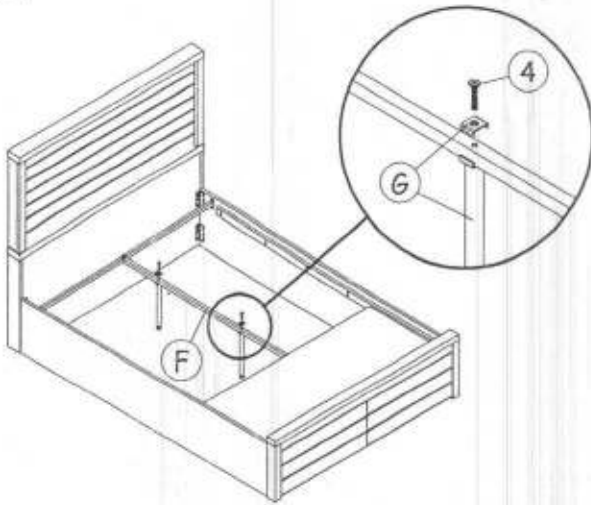
Fix footboard drawer to the footboard frame with bolts '3' as shown.

Step 6



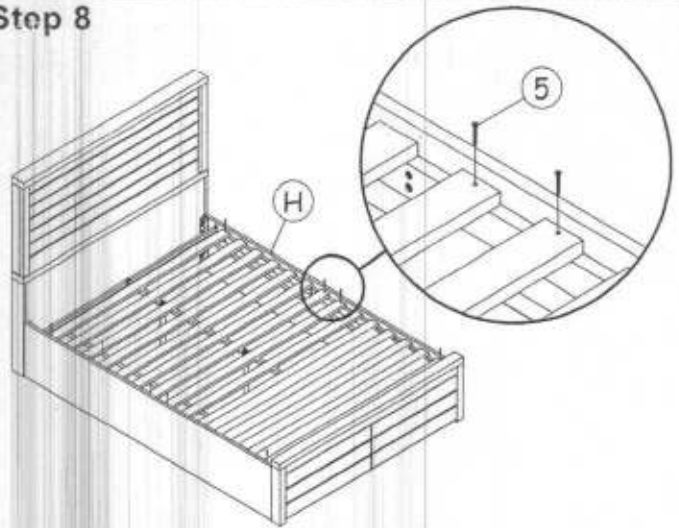
Fix center bar 'F' to the headboard frame and footboard drawer with bolts '2' & '3' as shown.

Step 7

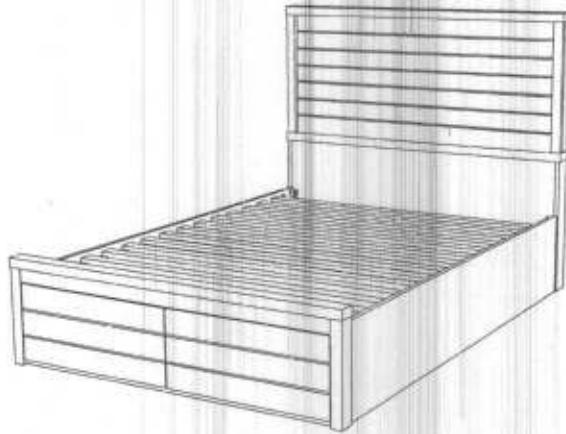


Fix bed support legs as shown and tighten all bolts.

Step 8














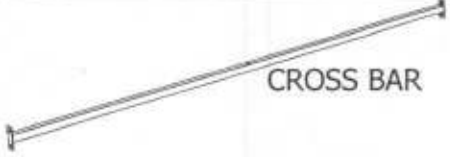


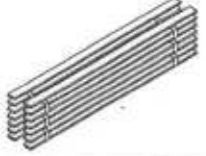
Put wood slats to the side rails support and fix screws '5' at hole as shown.



ASSEMBLY IS COMPLETE

Please follow our assembly instruction procedure for easier assemble.

PARTS & HARDWARE LIST FOR 45-6788-FBD-AF-LVL-76"

NO.	PART	QTY.	NO.	HARDWARE	QTY.
A	 HEADBOARD	1 UNIT	1	 JCBC BOLT M8 x 25mm	8 PCS
			2	 JCBC BOLT M6 x 15mm	6 PCS
			3	 JCBC BOLT M6 x 30mm	7 PCS
B	 FOOTBOARD FRAME	1 UNIT	4	 JCBC BOLT M8 x 40mm (2 pcs assembled)	10 PCS
			5	 CSK SCREW #4 x 30mm	8 PCS
C	 FOOTBOARD DRAWER	1 UNIT	6	 ALLEN KEY - M6	1 PC
D	 SIDE RAIL - L/R	2 PCS	7	 ALLEN KEY - M8	1 PC
E	 CROSS BAR	1 PC			
F	 CENTER BAR	1 PC			
G	 SUPPORT LEG	2 PCS			
H	 WOOD SLAT (7pcs/set)	2 SETS			