







SANTO CHAIR ASSEMBLY INSTRUCTIONS







Tools Required

a. 
1× Allen Key
(Wrench)

b. 
4× Bolts
ø6×45

c. 
4× Washers
ø6×ø17

d. 
4× Washers
ø19×30

Step 1 : Assemble
the seat to the legs
with b() , c() , d()
as shown.

