

ASSEMBLY INSTRUCTION FOR 6-6788-FBD-AF-LVL-82"

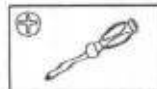
Note:

- Read instructions carefully.
- Carefully identify each component especially those that are similar.
- Separate and identify each component from the hardware pack and rest each one in its proper location before fastening.
- Do not over tighten the screws or bolts when assembling.

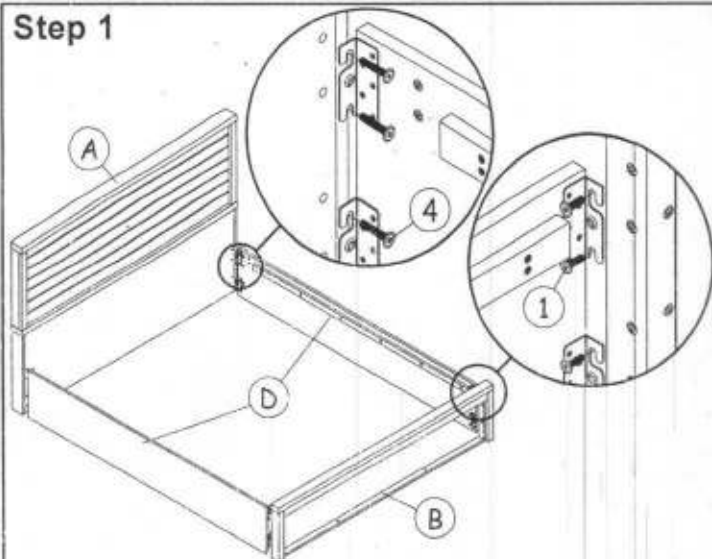


2 Persons

TOOL REQUIRED

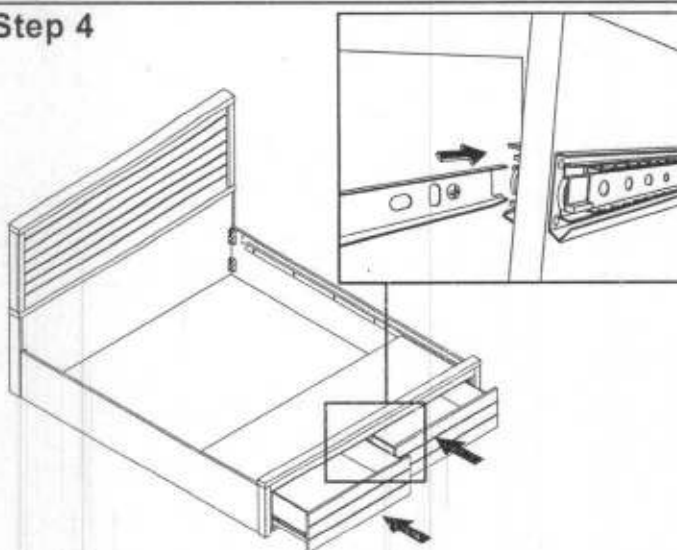


Step 1



Fix headboard & footboard frame to the side rails with bolts '1' & '4' as shown. **Important note : Do not tighten the bolts yet!**

Step 4

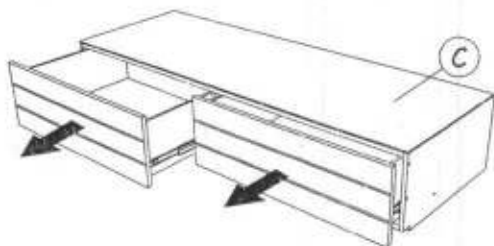
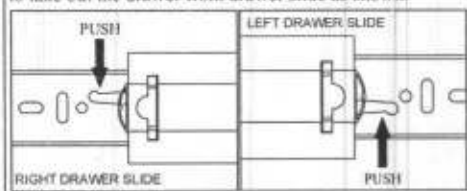


To insert back drawer into the box, please put drawer to the drawer slide as shown and push it slowly.

Step 2

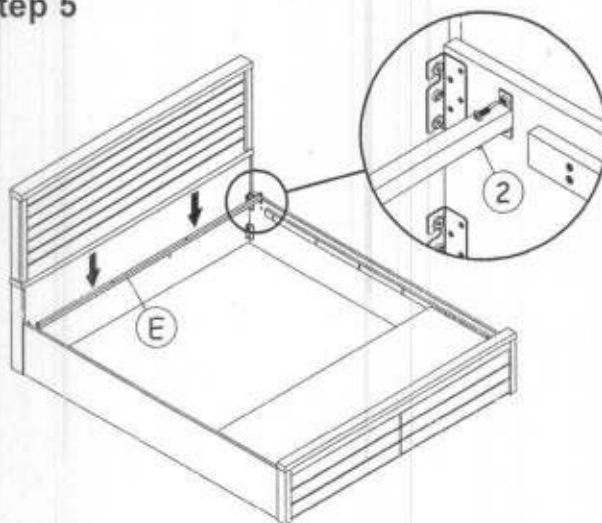
NOTE :

Please push plastic lock follow the arrow when you want to take out the drawer from drawer slide as shown.



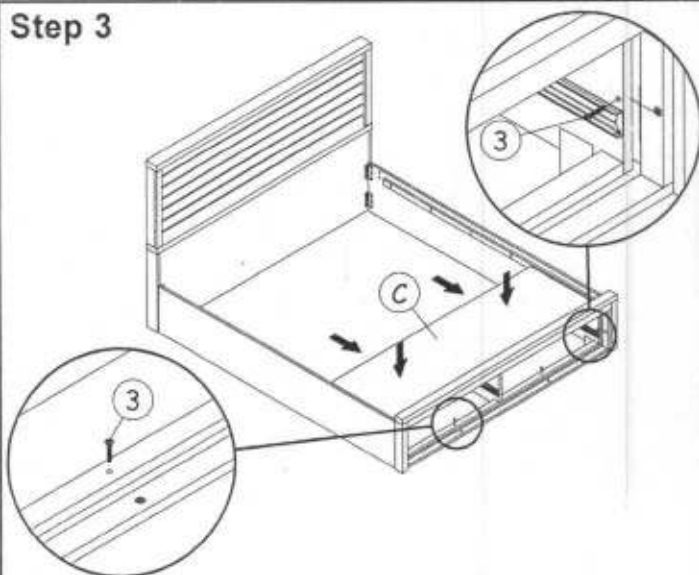
Before assemble footboard drawer to the footboard frame, please take out the drawer box first.

Step 5



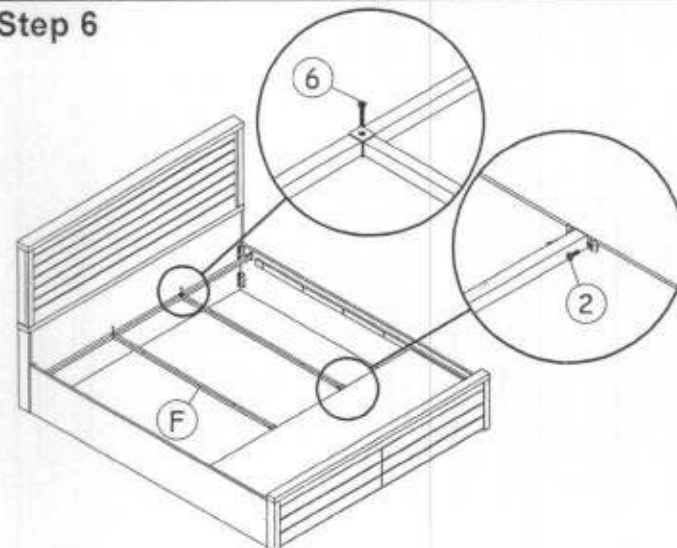
Fix cross bar 'E' to the side rail with bolts '2' as shown.

Step 3



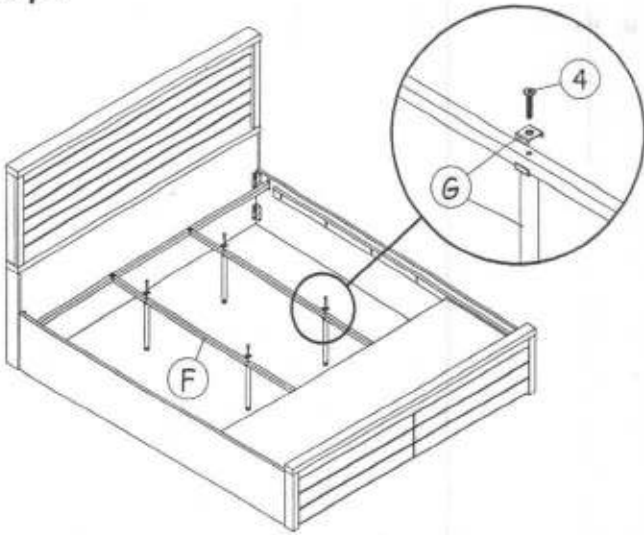
Fix footboard drawer to the footboard frame with bolts '3' as shown.

Step 6



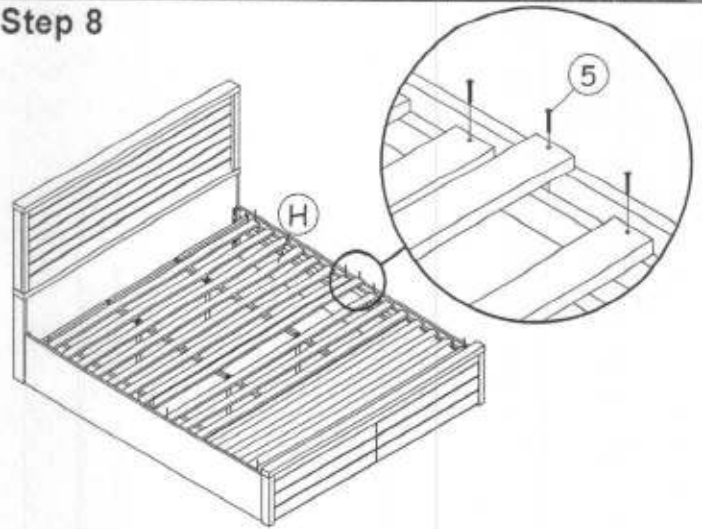
Fix center bar 'F' to the headboard frame and footboard drawer with bolts '2' & '3' as shown.

Step 7



Fix bed support legs as shown and tighten all bolts.

Step 8



















Put wood slats to the side rails support and fix screws '5' at hole as shown.



ASSEMBLY IS COMPLETE

Please follow our assembly instruction procedure for easier assemble.

PARTS & HARDWARE LIST FOR 6-6788-FBD-AF-LVL-82"

NO.	PART	QTY.	NO.	HARDWARE	QTY.
A	 HEADBOARD	1 UNIT	1	 JCBC BOLT M8 x 25mm	8 PCS
			2	 JCBC BOLT M6 x 15mm	8 PCS
B	 FOOTBOARD FRAME	1 UNIT	3	 JCBC BOLT M6 x 30mm	6 PCS
			4	 JCBC BOLT M8 x 40mm (4 pcs assembled)	12 PCS
C	 FOOTBOARD DRAWER	1 UNIT	5	 CSK SCREW #4 x 30mm	10 PCS
D	 SIDE RAIL - L/R	2 PCS	6	 JCBC BOLT M6 x 35mm	2 PCS
			7	 ALLEN KEY - M6	1 PC
E	 CROSS BAR	1 PC	8	 ALLEN KEY - M8	1 PC
F	 CENTER BAR	2 PCS			
G	 SUPPORT LEG	4 PCS			
H	 WOOD SLAT (7pcs/set) + 1pc	2 SETS + 1 PC			