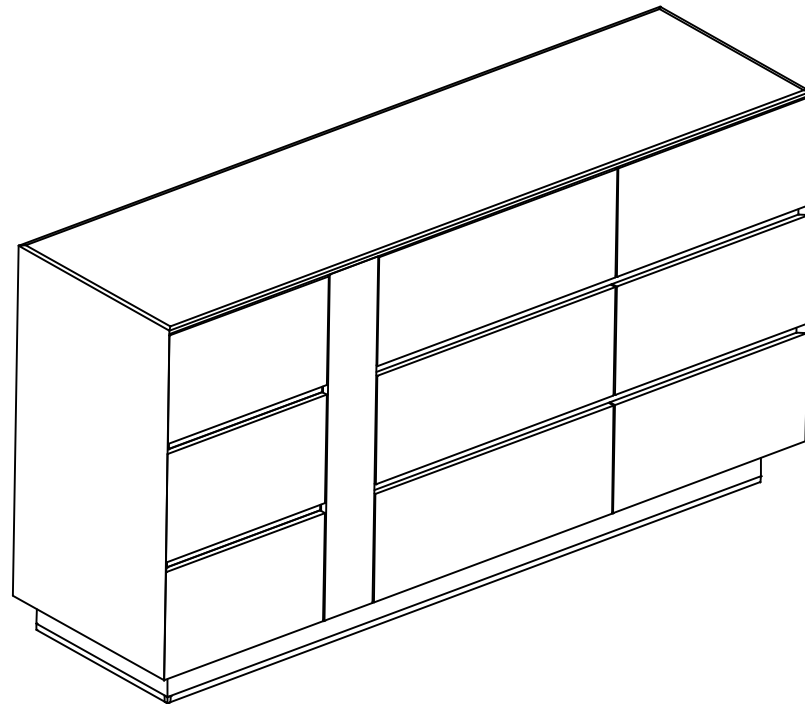




## SANTORINI BUFFET ASSEMBLY INSTRUCTIONS



# STOP!


Before you start...

1




Read Instructions carefully.

2



Lay out all of the components on a soft surface as if you were preparing to do a jigsaw puzzle.

3




Carefully identify each component, especially those that are similar. The most common mistake is getting things back to front.

4



Separate and identify each component from the hardware pack— and rest each one in its proper location before fastening.

5



**DO NOT** Over-tighten screws

6



**DO NOT** set glue until you are certain that the parts belong together.

Step 1: Place glass on the top panel as shown.

