

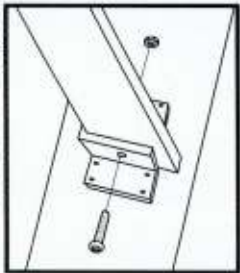
ASSEMBLY INSTRUCTION

MODEL : TUDOR
ITEM : BED (KING)

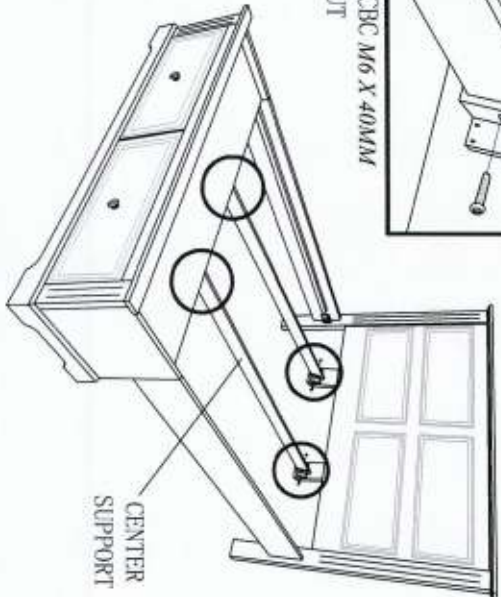
please follow this assembly instruction step by step

NO	HARDWARE LIST	QTY
1	BOLT M8 X 18MM	8 PCS
2	JCBC M6 X 40MM	4 PCS
3	SCREW M4 X 38MM	12 PCS
4	ALLEN KEY M4	1 PC
5	NUT	4 PCS

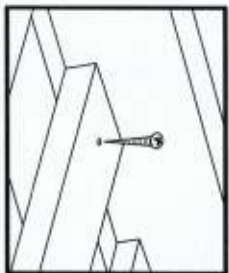
STEP 2



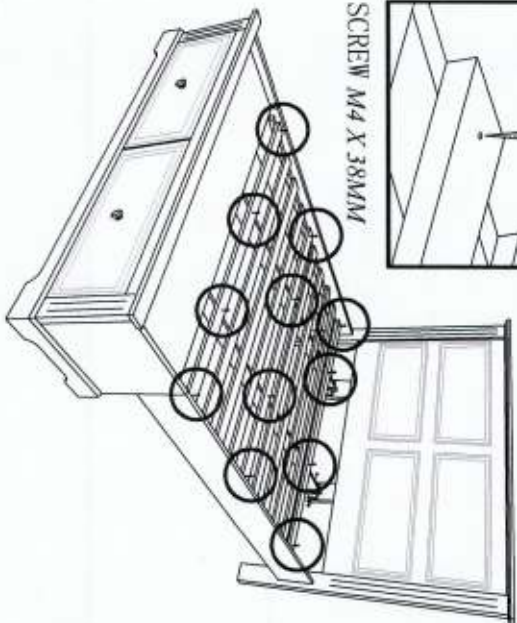
- JCBC M6 X 40MM
- NUT




STEP 3



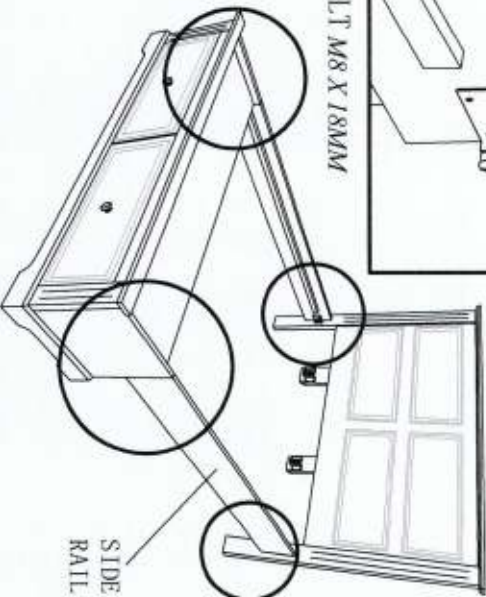
SCREW M4 X 38MM



STEP 1



BOLT M8 X 18MM



HEADBOARD

FOOTBOARD

COMPLETE

