

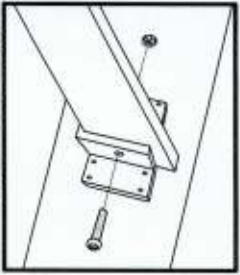
ASSEMBLY INSTRUCTION

MODEL : TUDOR
ITEM : BED (QUEEN)

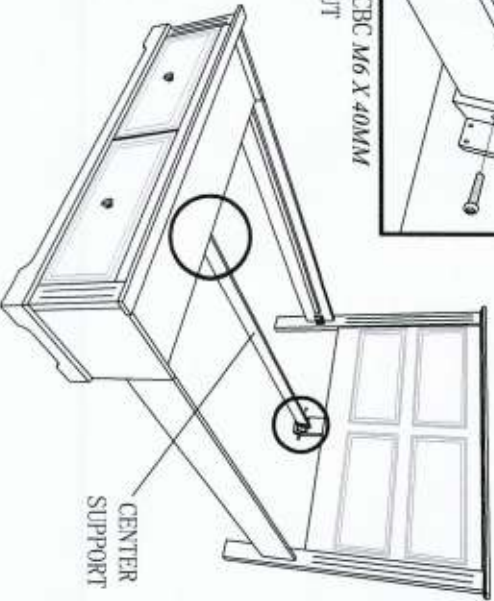
please follow this assembly instruction step by step

NO	HARDWARE LIST	QTY
1	BOLT M8 X 18MM	8 PCS
2	JCBC M6 X 40MM	2 PCS
3	SCREW M4 X 38MM	9 PCS
4	ALLEN KEY M4	1 PC
5	NUT	2 PCS

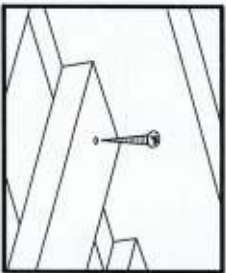
STEP 2



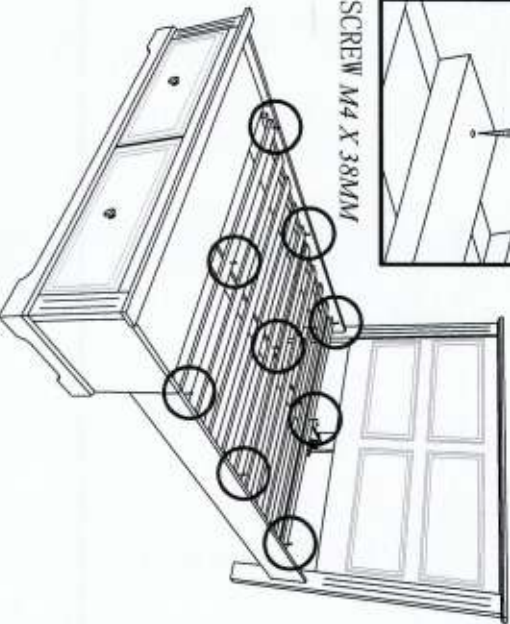
- JCBC M6 X 40MM
- NUT



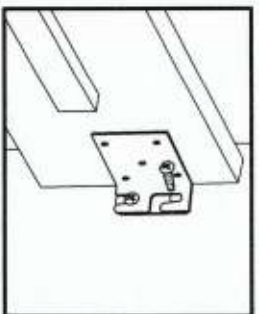
STEP 3



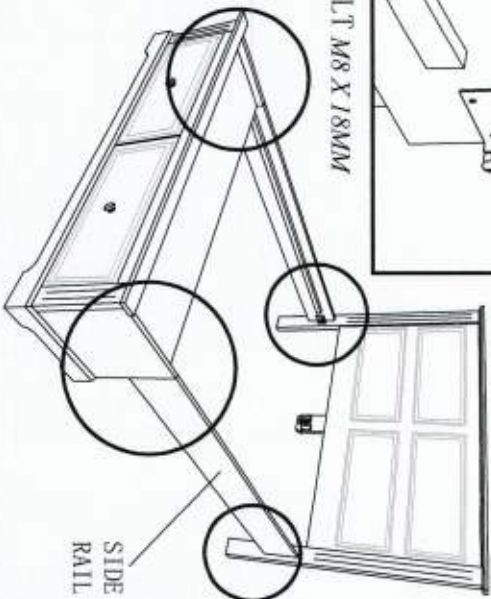
SCREW M4 X 38MM



STEP 1



BOLT M8 X 18MM



COMPLETE

